

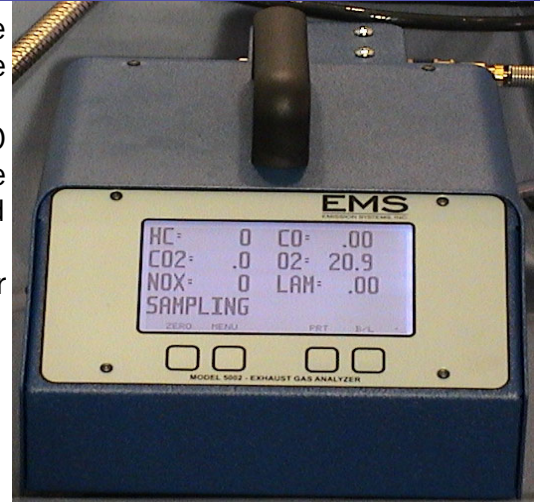
# 4/5 GAS EXHAUST ANALYZER

## TEST DON'T GUESS DRIVEABILITY PROBLEMS

Model 5002 is a portable stand alone unit able to test a vehicle in your shop or on the road. Power is supplied by the vehicle under test or an optional 110/220 VAC converter.

Designed to meet BAR 97 ( EPA ASM ) and OIML R99 Class 0 standards, and uses all updated electronics and display. The compact unit & robust metal housing is designed to withstand the most difficult shop or mobile environments.


The unit can be shipped as a four or five gas analyzer. The four gas unit can be upgraded to five gas or wireless.



## PORTABLE

UNDER 10 LBS

- New updated electronics
- Automatic zero and span adjustment
- 3"X5" digital display with back light
- Error code menu
- Heavy duty filter/sample systems
- Serial PC interface or wireless interface
- Parallel Printer interface
- Fast response time and low drift
- 1 yr. Parts & labor, 3 yr. Optical warranty
- Made in USA
- 12 VDC power from the car or battery pack
- Fast warm up time less 10 min.
- Easy to operate
- Low maintenance/24 hr. full factory service
- Stand alone or Portable



**WINDOWS SOFTWARE AVAILABLE FOR GRAPHING AND STORING ALL ANALYZER READINGS AND CUSTOMER INFORMATION**


**EMS**  
EMISSIONS SYSTEMS, INC.

EMISSIONS SYSTEMS INC.  
P.O. BOX 7  
ALGONQUIN, IL. 60102  
VOICE & FAX: 847-854-8483  
E-MAIL: sales@emsgas.com  
WEB SITE: www.emsgas.com

**UPGRADABLE**  
**TO WIRELESS**

Use the EMS 5002 as a stand alone or connect to a PC via the serial port, using the optional software to review test results on the screen and print on your printer. Wireless PC interface available.


Use the optional Windows software with a laptop PC, to record data on the road. On your return to the shop, analyze the data in a variety of graphic formats and print the results on your printer. Heavy duty filter system most reliable in the industry.



### Specifications EMS 5002:

- Power: 10 -16 VDC ( 110/220 VAC 50/60 Hz optional )
- Ranges:
  - HC: 0 - 2000 ppm
  - CO: 0 - 10%
  - CO2: 0 - 20%
  - O2: 0 - 25%
  - NO: 0 - 5000 ppm ( Nitric Oxide ) \*
- Warm up: Less than 10 minutes
- Display resolution:
  - HC: 1 ppm vol.
  - CO: 0.01% vol.
  - CO2: 0.1% vol.
  - O2: 0.01% vol.
  - NO: 1ppm\*
- Digital display: 3" x 5" LCD Displays all 5 gases, & AFR or LAMDA
- Accuracy ( Bar 97 EPA ASM )
  - HC: 4 ppm HC
  - CO: 0.06% CO
  - CO2: 0.3% CO2
  - O2: 0.1% O2
  - NO: 25 ppm\*
- Drift: Zero and span drift are less than  $\pm 0.6\%$  of full scale for the first hour and less than  $\pm 0.4\%$  of full scale per hour thereafter.
- System response time: 7 seconds to 90% of final reading
- Ambient conditions: 35F (2C) to 120F (45C), rel. humidity 0-98%
- Sample house: 25 feet ( 7.5 m) with QD coupling 150 Degrees Max.
- Sample probe: Stainless steel 1200 Degrees F ( replaceable flex tip )
- Mass: Approx.: 10 LBS. ( 4.5 Kg )

\*) Optional on four gas units.



- Upgrade to wireless for road tests. View gases with Palm Pilot or wireless to EMS software on laptop.

## EMISSIONS SYSTEMS INC.

PO BOX 7, ALGONQUIN IL. 60102  
 TEL./FAX : 847-854-8483  
 E-MAIL: sales@emsgas.com  
 WED SITE: www.emsgas.com

